


## 4b). WGI Series (Molded Ferrite Type, High Current)

Range of Size: (1210(3225))

Test Equipment: **HP4291** - Inductance, Q & SRF measurement  
**Agilent 34401A** - DCR measurement

Operating Temperature : -40 ~+105



### Applications

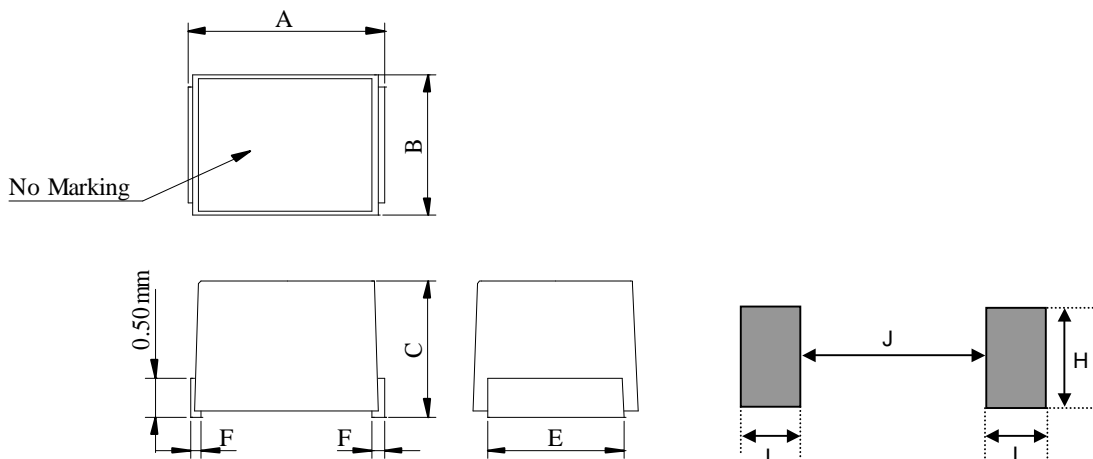
- > Personal computers, hard disk drives.
- > ADSL modem and cable modem.
- > Digital camera, LCD TV, GPS receiver.
- > Other electronic equipment.

### Features

- > Utilizing a miniaturized winding structure.
- > These products provide high current characteristics.
- > Resin-coated surface enable excellent mounting.
- > Low DC resistance design is ideal for low loss.
- > Precision inductance tolerance is available.
- > Excellent solderability and resistance to soldering heat impact.

### General Dimensions and Configuration

#### SHAPE:



PCB Pattern

#### DIMENSIONS:

SERIES	A (m/m)	B (m/m)	C (m/m)	E (m/m)	F (m/m)	H (m/m)	I (m/m)	J (m/m)
WGI-1210	3.20 ± 0.20	2.50 ± 0.20	2.20 ± 0.20	1.90 ± 0.10	0.40	2.00	1.20	2.00

## 4b). WGI Series (Molded Ferrite Type, High Current)

Range of Size: (1210(3225))

Test Equipment: **HP4291** - Inductance, Q & SRF measurement  
**Agilent 34401A** - DCR measurement

Operating Temperature : -40 ~+105

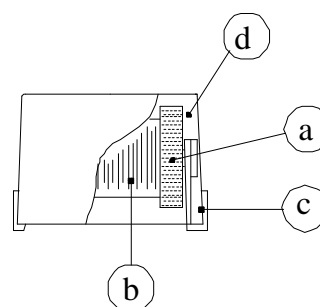
### Inductance, SRF, Q and Rated Current ranges

SERIES	Inductance ( $\mu\text{H}$ )	SRF (Min.) (MHz)	Q (Ref.)	I (Rated) (mA)
WGI-1210	1.0~330.0	100~6	10~20	1000~70

### Characteristics & Material's Construction

#### MATERIAL'S CONSTRUCTION:

- a. Ferrite Core
- b. Polyurethane Wire
- c. Electrode (Tinned Copper Wire)
- d. Thermoplastic Resin

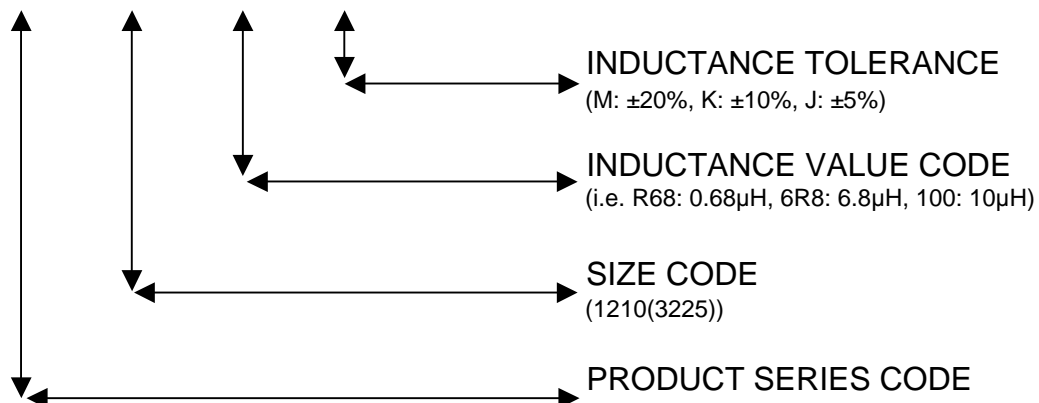


#### CHARACTERISTICS:

- 1. Resistance to solder heat:
  - Pre-heating : 150 , 1 min.
  - Solder Temperature : 260 +/- 5
  - Immersion Time : 10 +/- 1 seconds
- 2. Rated Current :
  - The current when the inductance drops within 10% of its initial value

### Part Numbering Systems

WGI -1210 -100 K



**4b). WGI Series (Molded Ferrite Type, High Current) (Size: 1210 (3225))**

**Electrical Characteristics**

Part No.	Inductance ( $\mu$ H)	Q ref.	Test Freq. (MHz)	SRF (Min.) (MHz)	DCR $\Omega$ ( $\pm 30\%$ )	IDC (mA) (Max.)
WGI-1210-1R0M	1.0 $\pm$ 20%	10	7.96	100	0.06	1000
WGI-1210-1R5M	1.5 $\pm$ 20%	10	7.96	80	0.11	830
WGI-1210-2R2M	2.2 $\pm$ 20%	10	7.96	68	0.13	770
WGI-1210-3R3M	3.3 $\pm$ 20%	10	7.96	54	0.16	690
WGI-1210-4R7M	4.7 $\pm$ 20%	15	7.96	46	0.20	620
WGI-1210-6R8M	6.8 $\pm$ 20%	15	7.96	38	0.27	530
WGI-1210-100K	10 $\pm$ 10%	15	2.52	30	0.36	450
WGI-1210-150K	15 $\pm$ 10%	15	2.52	26	0.56	370
WGI-1210-220K	22 $\pm$ 10%	15	2.52	21	0.77	300
WGI-1210-330K	33 $\pm$ 10%	15	2.52	17	1.10	240
WGI-1210-470K	47 $\pm$ 10%	15	2.52	14	1.64	180
WGI-1210-680K	68 $\pm$ 10%	15	2.52	12	2.80	140
WGI-1210-101K	100 $\pm$ 10%	15	0.796	10	3.70	120
WGI-1210-151K	150 $\pm$ 10%	20	0.796	8	6.10	100
WGI-1210-221K	220 $\pm$ 10%	20	0.796	7	8.40	80
WGI-1210-331K	330 $\pm$ 10%	20	0.796	6	12.30	70